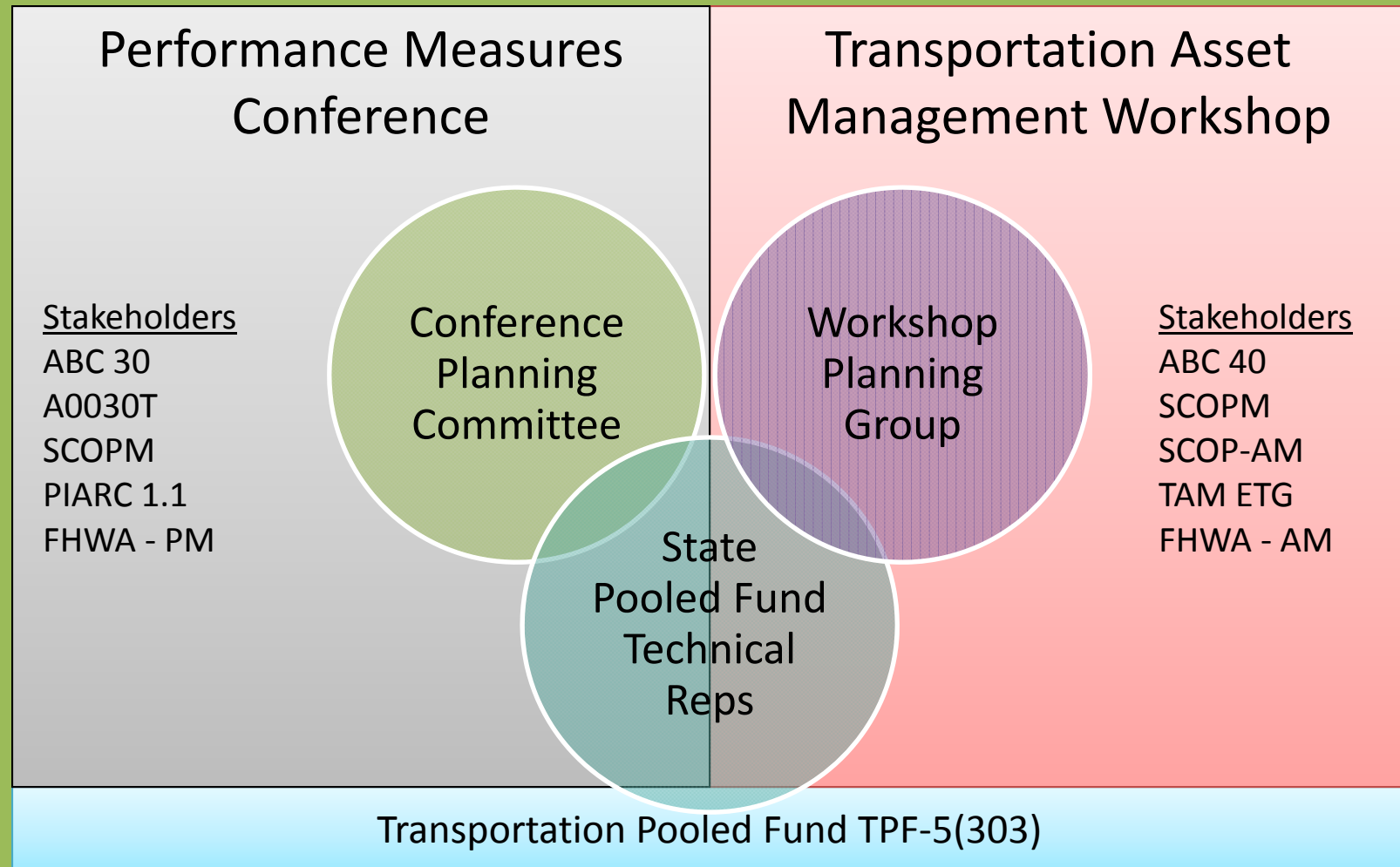


Welcome!

Today's Agenda

- Introduction to the Pooled Fund
- Overview of PM Conference
- Discussion of TAM Workshop
- Questions & Answers

TRB 5th International Transportation Systems Performance Measurement Conference



PIARC 1.1 meeting

Committee Meetings

Denver Planning Groups

PM Conference Planning Committee

Co-Chairs

- Daniela Bremmer, Director, Strategic Assessment and Performance Analysis, Washington State DOT
- Joseph L. Schofer, Professor of Civil & Environmental Engineering, Northwestern University

Members

- Mara K. Campbell, Director of Customer Relations, Missouri DOT
- Joe Crossett, Partner, High Street Consulting Group
- Matt Haubrich, Asset Manager, Iowa DOT
- Jane D. Hayse, Director of Center for Livable Communities, Atlanta Regional Commission
- Patricia G. Hendren, Director Office of Performance, Washington Metropolitan Area Transit Authority
- William G. Johnson, Transportation Performance Branch Manager, Colorado DOT
- Timothy J. Lomax, Senior Research Engineer and Regents Fellow, TTI
- Adrian Ray Chamberlain, Consultant
- Gregory I. Slater, Director, Office of Planning and Preliminary Engineering, Maryland SHA

Liaisons and Staff

- Matthew H. Hardy, Program Director for Planning and Policy, AASHTO
- Nicole Katsikides, Freight Analysis and Research Team, FHWA
- Brendan Nugent, Transport for New South Wales, Committee International Liaison
- Margaret Schilling, FTA
- Connie Yew, Team Leader for Assessment and Reporting, FHWA
- Thomas M. Palmerlee, Associate Division Director, TRB
- Monica Starnes, Senior Program Officer, TRB

TAM Workshop

Chair

- Katie Zimmerman, Applied Pavement Technology

Members

- Brad Allen, New York State DOT
- Steve Gaj, FHWA
- Matt Hardy, AASHTO
- Matt Haubrich, Iowa DOT
- Jean Nehme, Arizona DOT
- Mark Nelson, Minnesota DOT
- David Nicol, Delaware DOT
- Jennifer Trio, Connecticut DOT
- Tom Palmerlee, TRB

TPF-5(303) Partners

Currently 22 Partner States
Happy to add more!



Alabama	New Hampshire
California	New Jersey
Colorado	New York
Connecticut	Ohio
Iowa	Oklahoma
Louisiana	Pennsylvania
Michigan	Rhode Island
Minnesota	South Carolina
Missouri	Texas
Mississippi	Utah
North Carolina	Washington

List of Tech Reps

Primary Rep:

1. Aleithawe, Imad / Mississippi Department of Transportation
2. Alexander, Nicholas / New Hampshire Department of Transportation
3. Allen, Brad / New York State Department of Transportation
4. Bloss, Kevin / Oklahoma Department of Transportation
5. Brandenburg, Jennifer / North Carolina Department of Transportation
6. Burns, Stan / Utah Department of Transportation
7. Campbell, Mara / Missouri Department of Transportation
8. Carlile, Tim / Washington State Department of Transportation
9. Haubrich, Matthew / Iowa Department of Transportation
10. Huntsinger, Brian / Texas Department of Transportation
11. Lester, Mark / South Carolina Department of Transportation
12. Nelson, Mark / Minnesota Department of Transportation
13. Owens, Michelle / Alabama Department of Transportation
14. Preiss, John / Rhode Island Department of Transportation
15. Reeves, David / Colorado Department of Transportation
16. Suarez, Mark / Louisiana Department of Transportation and Development
17. Swords, Andrew / New Jersey Department of Transportation
18. Trio, Jennifer / Connecticut Department of Transportation
19. Van Port Fleet, Mark / Michigan Department of Transportation
20. Williams, Andrew / Ohio Department of Transportation
21. Williams, Scott / California Department of Transportation
22. Zimmerman, Doug / Pennsylvania Department of Transportation

Additional Reps:

- Belden, Deanna / Minnesota Department of Transportation
- Bremmer, Daniela / Washington State Department of Transportation
- Guenther, Steve / California Department of Transportation
- Heineman, Rich / Pennsylvania Department of Transportation
- Johnson, William / Colorado Department of Transportation
- Ooten, David / Oklahoma Department of Transportation
- Spaulding, Peter / California Department of Transportation

This is the current list on PooledFund.org. If your state would like to make any changes to the PRIMARY rep, that can only be done by your state. If you would like to add additional reps, let me know and I'll get you added to the list.

Technical Representative Responsibilities

- You were invited to this call because your State indicated YOU as the technical representative to this pooled fund. In this group you speak for your State and for the \$12,000 that was contributed.
 - Except if your state isn't yet a member, in which case you should talk to your research director or SP&R coordinator about joining!
- Each member state has TWO complimentary attendees (including comp registration and reimbursed travel, lodging, and M&I expenses).
 - We will be asking for a list of the TPF travelers from each state
- There will be at least one TPF meeting on-site in Denver and the TPF travelers will be expected to attend.

Where Do The Funds Go?

By Partner

TPF Member Contribution	Amount	%
Travel Costs	\$ 5,000	42%
PM Conference	\$ 6,000	50%
Asset Workshop	\$ 1,000	8%
Contribution per State	\$ 12,000	100%

Additional Partners

- More speaker travel
- Provide WiFi
- Larger attendance
- Additional outreach
- More ways to participate

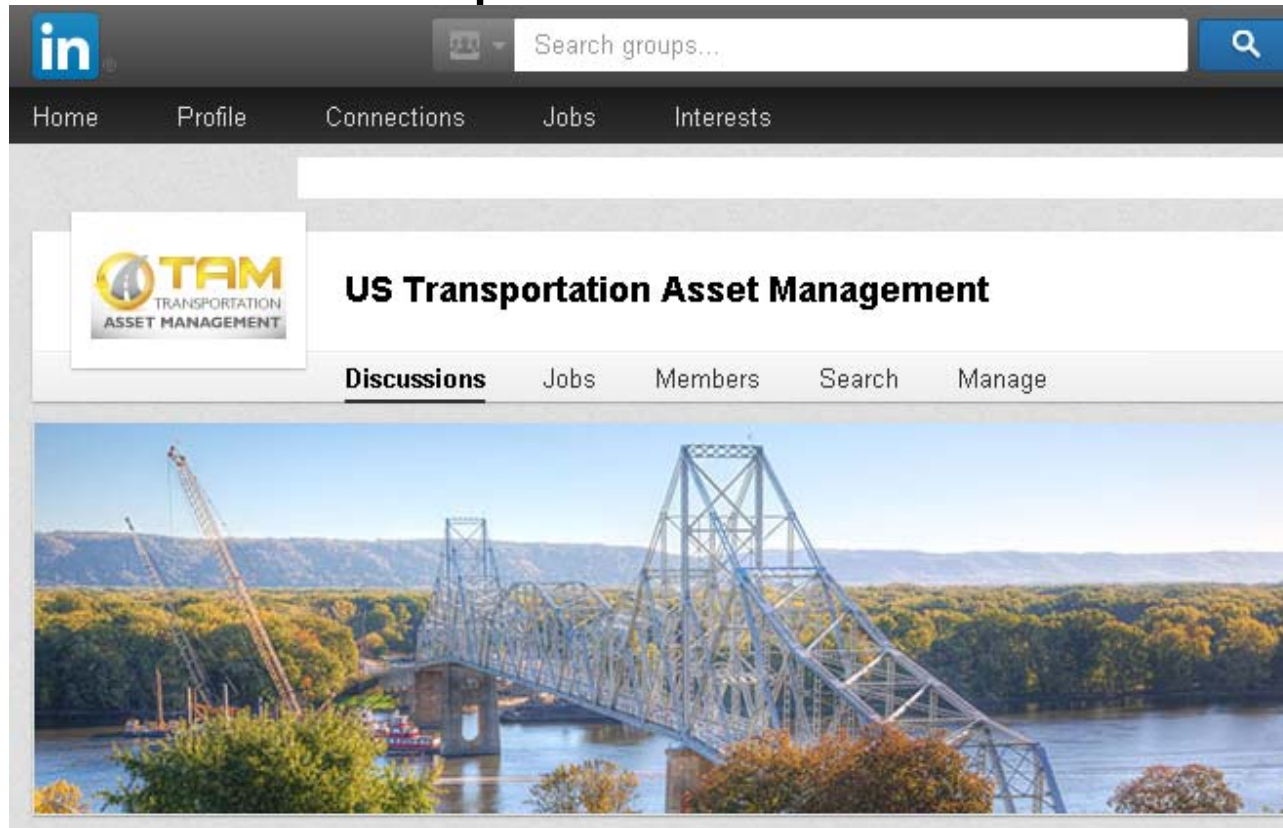
Example Budget			
<u>Expense</u>	<i>Estimated</i>	<u>Income</u>	
Registration Total	430	Pooled Fund States	22
Comp Registrations	20	Total TPF Income	\$ 264,000
Pooled Fund Travelers	44	TPF Conference Income	\$ 242,000
Other Supported Travelers	9	TPF Workshop Income	\$ 22,000
PM Conference Expenses	<i>Estimated</i>	PM Conference Income	
TRB Services	\$ 185,990	TPF Conference Income	\$ 242,000
TRB Staff Travel	\$ 7,713	FHWA Cf Contribution	\$ 20,000
Pooled Fund Travel	\$ 106,058	FHWA PRIAC Support	\$ 15,000
Invited Program Travel	\$ 21,212	FTA Cf Support	\$ 15,000
AV	\$ 18,512	Registration Fees	\$ 179,891
Report Production	\$ 6,026	Total Conference Income	\$ 471,891
Rapporteur Fee	\$ 6,026		
PIARC Meeting	\$ 16,391		
Other	\$ 3,616		
Meals Cost	\$ 103,839		
Total Conference Expense	\$ 475,381		
TAM Workshop Expenses	<i>Estimated</i>	TAM Workshop Income	
Invited Participant Travel	\$ 21,212	TPF Income	\$ 22,000
Report Production	\$ 4,821	FHWA Wksp Contribution	\$ 15,000
Rapporteur Fee	\$ 4,821	Registration Fees Workshop	\$ 8,547
Meals Cost	\$ 10,056	Total Workshop Income	\$ 45,547
Other Costs	\$ 4,882		
Total Workshop Expense	\$ 45,792		
Total Expense	\$ 521,173	Total Income	\$ 517,438
Net	\$ (3,735)		

Pitch In!

- Offer ideas for conference and workshop topics
- Recruit speakers
- Help review abstracts
- Help with the TAM workshop
- Assist with the conference as a session moderator or recorder
- Participate in on-site TPF meetings

Stay Connected


- LinkedIn Group



- TPF Website

<http://www.pooledfund.org/Details/Study/547>

Questions?



Matt Haubrich

Iowa DOT



Matthew.haubrich@dot.iowa.gov

515-233-7902



ANNOUNCEMENT

5th International Transportation Systems Performance Measurement and Data Conference

June 1–2, 2015
Denver, Colorado



Organized by

Transportation Research Board

Cosponsored by

Federal Highway Administration

Federal Transit Administration

American Association of State Highway and Transportation Officials

Performance Measures Technical Transfer Pooled Fund

Conference Structure (work in progress)

- **Keynote speakers**
- **Focused plenaries and panels**
- **Breakout groups**
- **Poster sessions**
- **Some things completely different...**

1. Where Are We Now? State of the Practice and Opportunities

Technical issues associated with implementing transportation performance management programs as reflected in MAP-21; USDOT performance rules; good practices for data collection, condition and performance reporting, investment assessment, and progress measurement.



2. Driving Decisions: Aligning Performance Measures for Decision Support and Organizational Capacity

Connecting performance measurement to decision making: availability and suitability of measures, effective modes and channels for communication, meeting information needs of various stakeholders, and success stories using performance measures for decision support.



3. Tracking the Moves: Intermodal Performance Measurement

Intermodal performance measures for passenger and freight movement – data availability and quality, analysis tools, applications at various scales, and best practices for using such measures for decision support.



4. Untangling the Data Web: New Data and Technology for Performance Management

Recent and emerging data sources and measurement technologies – social media crowdsourcing, tools to fuse multiple data sources, connected vehicle applications, cloud computing, data connectivity, big data sets, mobile context sensing, activity-based navigation, spatial statistics, and data visualization.



What's Next?

- **Call for presentations in the Fall**
- **Preliminary Program by the TRB Annual Meeting**



Members of the Planning Committee

Members

Daniela Bremmer, Dir., Strategic Assessment and Performance Analysis, WashDOT

Joseph L. Schofer, Prof., Northwestern University

Mara K. Campbell, Dir. of Customer Relations, MODOT

Adrian Ray Chamberlain, Consultant

Joe Crossett, Partner, High Street Consulting Group

Matthew Haubrich, Asset Manager, Iowa DOT

Jane D. Hayse, Dir., Center for Livable Communities, Atlanta Regional Commission

Patricia G. Hendren, Dir., Ofc. of Performance, WMATA

William G. Johnson, Transportation Performance Branch Manager, Colorado DOT

Timothy J. Lomax, Sr. Research Engineer and Regents Fellow, Texas Trans. Inst.

Gregory I. Slater, Dir., Ofc. of Planning and Preliminary Engineering, MD SHA

Liaisons

Matthew H. Hardy, Program Dir. for Planning and Policy, AASHTO

Brendan Nugent, Dir., Business Strategy and Performance, Transport for NSW

Nicole Katsikides, Office of Freight Management and Operations, FHWA

Connie Yew, Team Leader for Assessment and Reporting, FHWA

TRB Staff

Thomas M. Palmerlee, Monica Starnes, Mai Q. Le

2015 TAM Workshop

Notes Prepared for the July 31, 2014
Webinar for Pooled Fund
Representatives

Planning Committee

- Katie Zimmerman, APTech (Chair)
- Brad Allen, New York State DOT
- Matt Haubrich, Iowa DOT (Liaison to Conference Planning Committee)
- Jean Nehme, Arizona DOT
- Mark Nelson, Minnesota DOT
- David Nicol, Delaware DOT
- Jennifer Trio, Connecticut DOT
- Hyun-A Park, SpyPond Partners
- Steve Gaj, FHWA
- Matt Hardy, AASHTO
- Andy Lemer, TRB
- Tom Palmerlee, TRB

Logistics

- Sunday, May 31st – Immediately before the conference
- Grand Hyatt – Downtown Denver



Workshop Objectives

- Help states develop or enhance their Transportation Asset Management Plans
- Encourage the exchange of information among peers and practitioners




Anticipated Participants

- TPF Members
 - 2 complimentary registrations
- Other State DOT participants
 - Fee for participation
- Invited Speakers

Preliminary Focus Areas

- Analyzing and Managing Risk
- Developing a Financial Plan
- Making Investment Decisions That:
 - Account for Maintenance
 - Consider Needs Across Asset Classes
- Roundtable Discussions
 - Organizational change
 - Workforce development
 - Institutionalizing asset management

Working Agenda



8:00 AM to 8:30 AM	Welcome, Introductions, and Review of Workshop Objectives
8:30 AM to 10:00 AM	Session 1: Analyzing and Managing Risk
10:30 AM to Noon	Session 2: Developing a Financial Plan
Noon to 1:00 PM	Lunch
1:00 PM to 3:00 PM	Session 3: Making Investment Decisions That a) Account for Maintenance and b) Consider Needs Across Asset Classes
3:30 PM to 5:30 PM	Session 4: Roundtable Discussion – During this session, a range of issues will be addressed by panels consisting of state representatives. Topics are expected to include: addressing organizational change, workforce development, and institutionalizing asset management.

Expected Outcomes

- TRB Circular summarizing current practices
- Next steps to improve state asset management capabilities

