

Bill Emerson Bridge Wind and Cable Instrumentation

TAC Meeting – SPR-3(078)

April 26, 2007


Bill Emerson Bridge Wind and Cable Instrumentation

System Overview




Bill Emerson Bridge Wind and Cable Instrumentation

Accelerometers – Sensor Cable




Bill Emerson Bridge Wind and Cable Instrumentation

Data Acquisition System




Bill Emerson Bridge Wind and Cable Instrumentation

Data Acquisition System




Bill Emerson Bridge Wind and Cable Instrumentation

Main Interface Boards



Bill Emerson Bridge Wind and Cable Instrumentation

Fuses & Lightning Protection






Bill Emerson Bridge Wind and Cable Instrumentation

Light Pole Junction Box



Bill Emerson Bridge Wind and Cable Instrumentation

Inside Junction Box





Bill Emerson Bridge Wind and Cable Instrumentation

Data Acquisition System & Cables Inside Pylon





Bill Emerson Bridge Wind and Cable Instrumentation

Light Pole Near Midspan





Bill Emerson Bridge Wind and Cable Instrumentation

Light Pole – Anemometer Above Mast Arm





Bill Emerson Bridge Wind and Cable Instrumentation

Accelerometer on Stay Cable

