

STATUS REPORT

WASHTO-X VIDEO-CONFERENCING PROGRAM

MAY 8, 2003

STATUS OF PROGRESS

The initial implementation work covering Study Tasks 1- Develop a Network of Site Directors/Coordinators through Task 7 – Testing the Connectivity of Individual and Multiple Sites was completed during the period January – May of 2002. The TEL-8 communications bridge was initially used to test the connectivity of the various sites. The first event was launched on May 30, 2002, and involved a Round-Table-Discussion amongst Site Coordinators to initiate the program and develop a schedule of Peer-X Topics. Tasks 8-12 were completed following the initial Round Table. A schedule of topics for 2002 and the first six months of 2003 was developed and posted on the website. An interactive website was designed and implemented for posting of events, site and participant registration, submitting suggested topics, participants' evaluation of each event, and documentation of each event. The WASHTO-X website is functioning very well.

The first Peer-X videoconference was conducted on June 25, 2002, covering the topic of Highway Noise Abatement. Initially, there were some technical difficulties with connectivity to some of the participating sites during the conduct of the first events using the TEL- 8 bridge system. Since the FHWA Division Offices within WASHTO and FHWA's Western Resource Center are participating in the study, Mrs. Betty Warren, Video Conferencing Administrator for FHWA, offered the use of FHWA's communication bridge. This offer was accepted and connectivity through FHWA's bridge was checked and established. Since July, 2002, all scheduled events have been conducted using FHWA's bridge and the technical support assistance of Mr. Jeffrey Smith at no cost to the study. This has worked especially well since the communication bridge is much newer than the TEL-8 bridge allowing more sites to participate.

To date, a total of twenty events have been conducted in addition to two Professional Engineers Preparation Courses consisting of two days each. Participants' evaluation responses have been very positive overall. There have been a few technical problems regarding transmission and connectivity that have been resolved. A listing of the events conducted to date are given in Table 1 following:

TABLE 1. SUMMARY OF WASHTO-X EVENTS BY TOPIC

DATE	TOPIC	NUMBER OF SITES	NUMBER OF PARTICIPANTS	SYNOPSIS FORMAT
5-30-02	WASHTO-X Round Table	Five	Nine	Minutes of Round Table
6-25-02	Highway Noise Abatement	Seven	Thirty-seven	Written Report
7-9-02	Bridge Deck Rehabilitation	Five	Thirty-three	Written Report
7-23-02	WASHTO-X Round Table	Five	Nine	Minutes of Round Table
8-13-02	Pavement Markings	Five	Thirty-six	Written Report
9-10-02	Out-Sourcing DOT Services	Five	Twenty-two	Written Report
10-8-02	Homeland Security	Ten	Twenty-eight	Written Report
10-22-02	Environmental Issues	Eleven	Thirty-one	Written Report
11-12-02	Winter Maintenance	Seven	Thirty-six	CD of Conference
11-26-02	WASHTO-X Round Table	Five	Eleven	Minutes of Round Table
12-10-02	Highway Safety Programs	Twelve	Twenty -three	CD of Conference
1-28-03	Transportation Management Systems	Eleven	Thirty-three	CD of Conference
2-11-03	2003 Pavement Design Guide	Nine	Thirty-seven	CD of Conference
2-25-03	Motor Carrier Operations	Six	Twenty-three	CD of Conference
3-11-03	Pavement Preservation Strategies	Sixteen	Forty-three	CD of Conference
3-25-03	Bridge Foundations & Scour Mitigation	Sixteen	Twenty-five	CD of Conference
4-8-03	Construction QC/QA Practices	Twelve	Thirty-seven	CD of Conference

DATE	TOPIC	Number of Sites	Number of Participants	Synopsis Format
4-22-03	Context Sensitive Design & Solutions	Fifteen	Thirty-seven	CD of Conference
5-20-03	Work Zone Traffic Control			CD of Conference
9-27 & 28-02	P.E. Preparation	One	Thirty	Homework & Practice Exams
2-21&28-03	P.E. Preparation	Seven	One hundred plus	Homework & Practice Exams

Participation Statistics & Participant Evaluation Responses

Site participation levels and participant's evaluation responses are summarized in Figures 1-14. The participant's evaluation form was revised in December to gather more detail regarding the benefits of the Peer-X events and what changes and improvements are resulting from the exchange of ideas, information, and technology.

Participation levels for the Peer-X events have ranged from a low of twenty-two to a high of forty-three participants. The number of agency sites connected for the events ranged from a low of five to a high of sixteen. The State DOT's of Arizona, Nevada, Utah, and Washington have been able to cascade to other sites within their agency. This is another advantage of using the FHWA bridge system.

Participants' evaluation responses show that ninety-eight (98%) percent of the participants rated the events good to excellent. Ninety-nine percent of the participants indicated they would elect to participant in future events. Further ninety-four percent said they would recommend others to participant in WASHTO-X events. Eight-four percent of participants stated they considered their time well spent by participating while eleven percent stated maybe the time was well spent.

From a benefit perspective, thirty-three percent of participants indicated they intended to modify or make changes in their procedures/practices as a result of the events in which they participated while twenty-five percent stated they might make changes. Seventy-eight percent of participants stated that their network of contacts was expanded as a result of their involvement a Peer-X event. Eighteen percent of participants advised they had requested additional information as result of participating in the WASHTO-X Program.

More specific details regarding WASHTO-X Program operations are reflected in Figures 5 through 14 following:

FIGURE 1

Number of Registered Attendees at Workshops

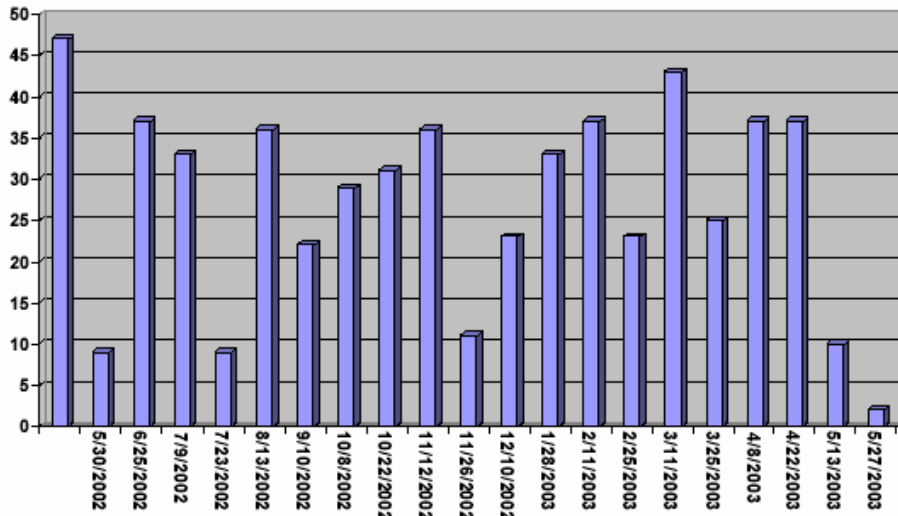
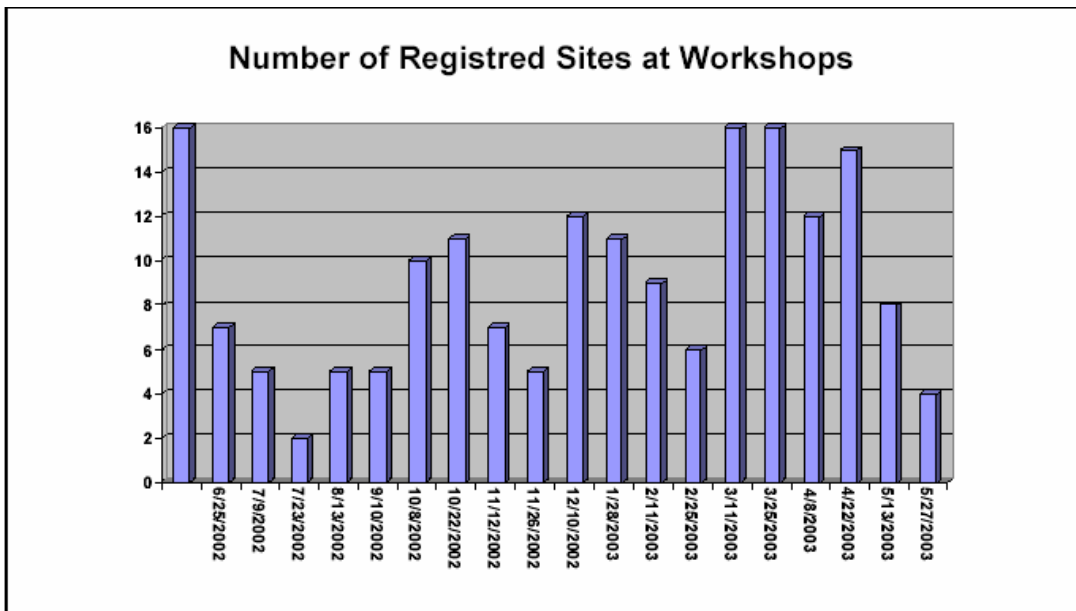


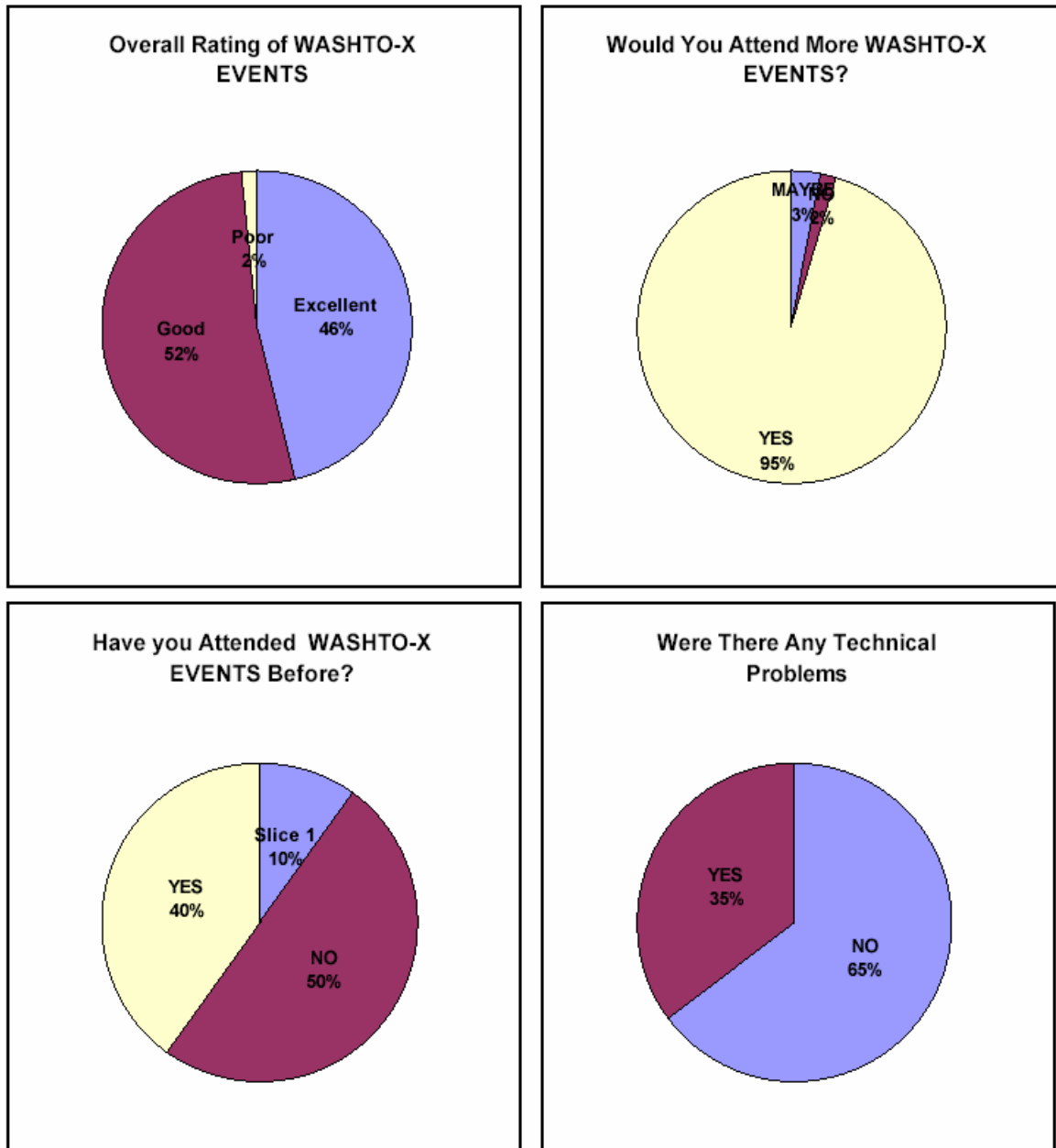
FIGURE 2

Number of Registered Sites at Workshops



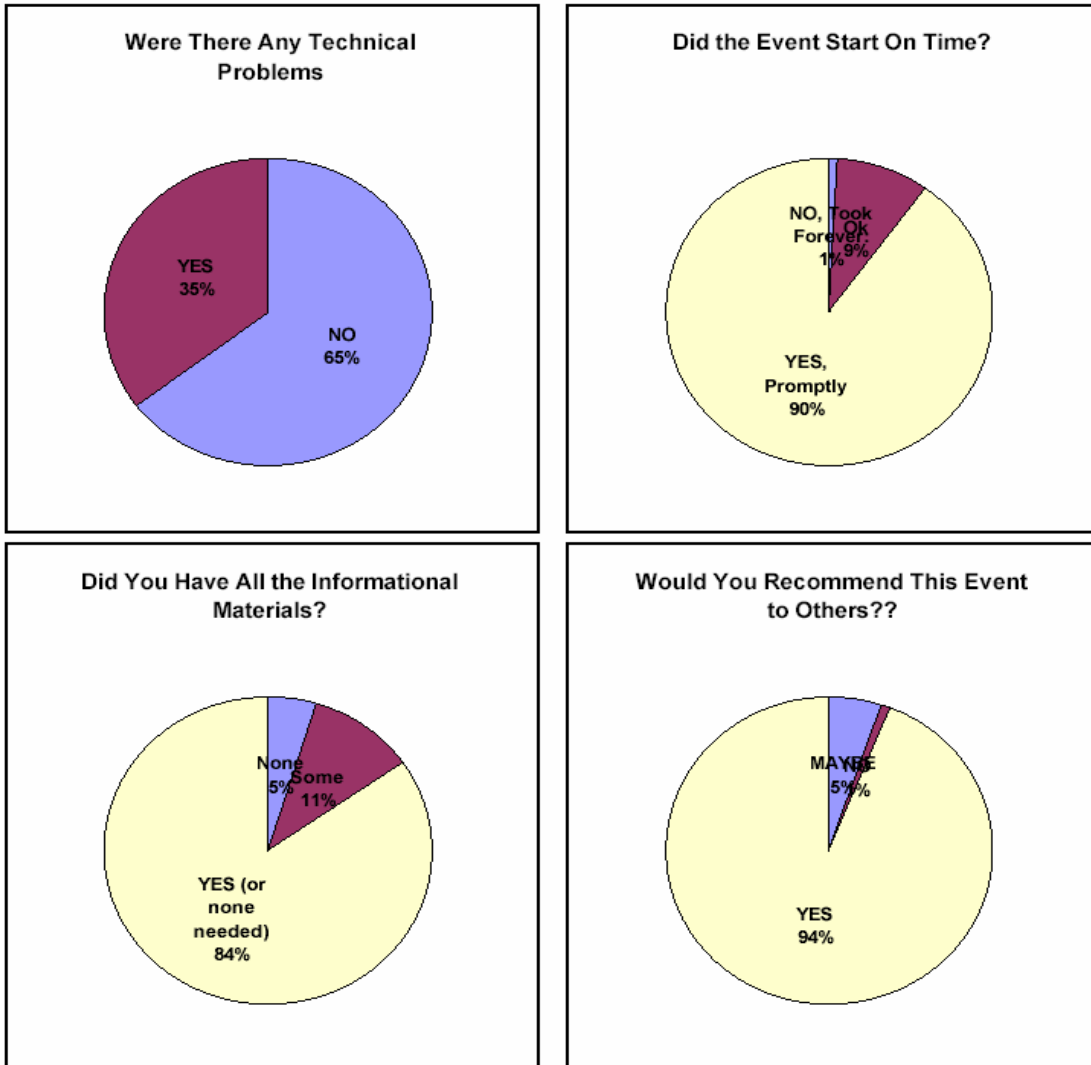
*The Events Past May 12th Will Increase as More Sites Register as the Event Gets closer
 **The first event listed was an event that was canceled and rescheduled due to technical difficulties.

Graphical Over View of WASHTO-X Evaluations (Uses the new revised evaluation form)

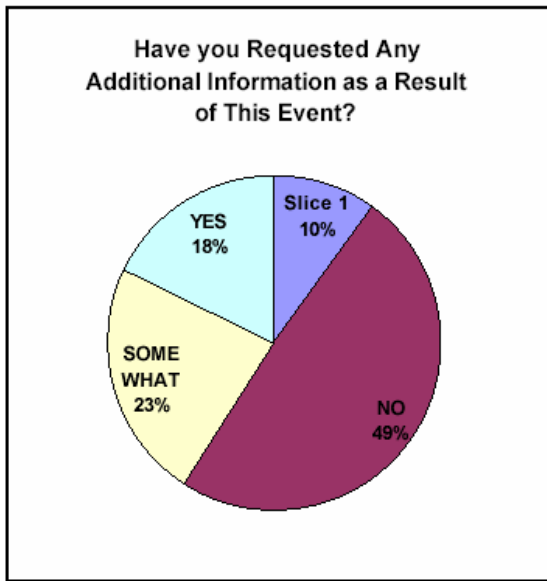
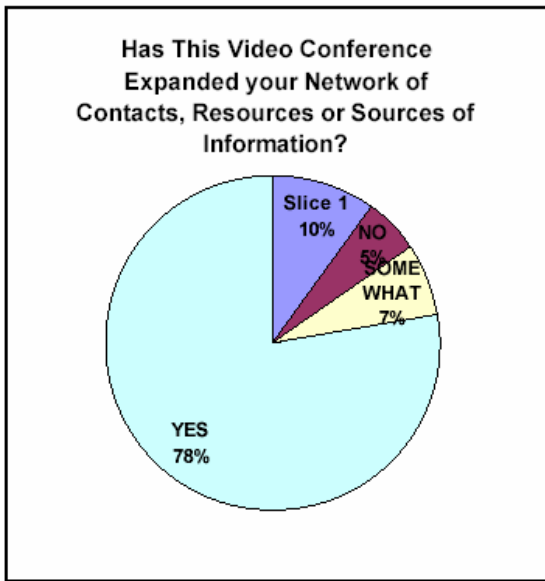
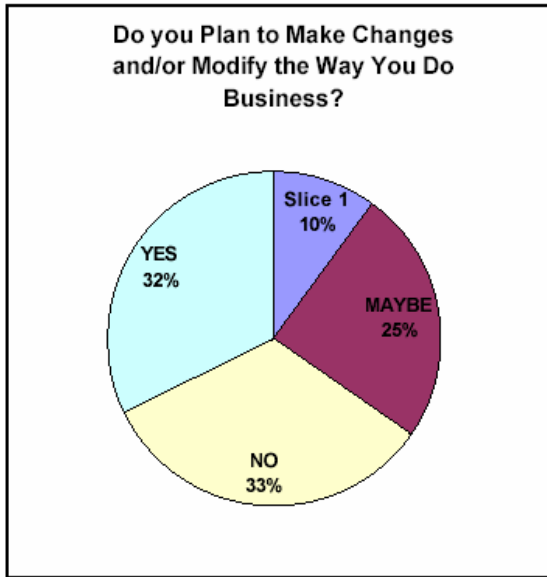
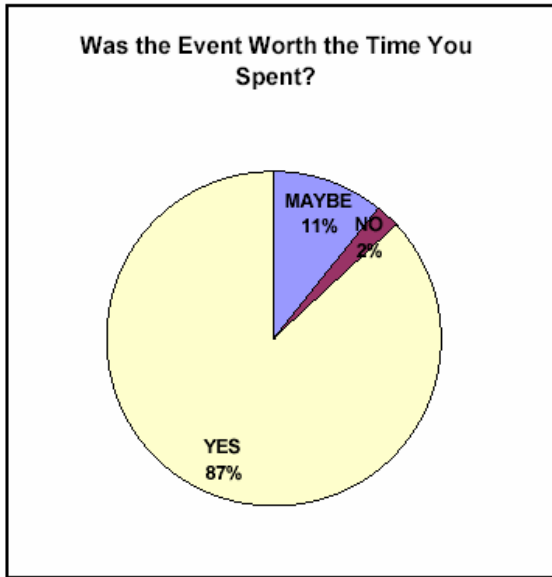


FIGURES 4-6

Graphical Over View of WASHTO-X Evaluations (Uses the new revised evaluation form)



FIGURES 7-10



FIGURES 11-14

The first year's schedule of events will be completed in June, 2003. A new agenda of topics and schedule of events for the next six months is currently being developed and will be posted on the website by June 1, 2003. A draft midstream study report has been written and is currently being revised and finalized for submittal to the WASHTO-X Advisory Committee. With the submittal of the interim report study Tasks 13 through 15 will be complete.

Since the November 12, 2002 video-conference covering Winter Maintenance, each event has been video taped, subsequently edited and converted to digitized format and transferred to CD. This provides excellent documentation of each event and is posted on the WASHTO-X website for review, future reference, and for the benefit of those who may not have been able to participate. This serves as an additional means of technology transfer and information exchange. This should provide added value to the study.

Status of Funding:

In view of the fact TEL-8 staff technical assistance and bridge services have not been used since July, 2002, and the study is using the FHWA bridge and technical assistance, the funding details of the contract need to be modified. The funds currently designated for TEL-8 bridge services and assistance need to be transferred to the Utah T2 Center to cover costs associated with website administration and associated technical services. This modification to the contract is requested. Otherwise, WASHTO-X study expenses are in line with the work and on budget with respect to the Tasks completed to date.